

MEMS VOA

MEMS VOA

■ Features

- > Compact Size
- > Low IL/WDL/PDL
- > Fast Respond Time
- > High Reliability and Stability

■ Application

- > Optical Power Control and Equalization
- > WDM System
- > EDFA Gain Control
- > Instrumentation

■ Compliance

- > Telcordia GR-1221
- > Telcordia GR-1073

■ Specifications

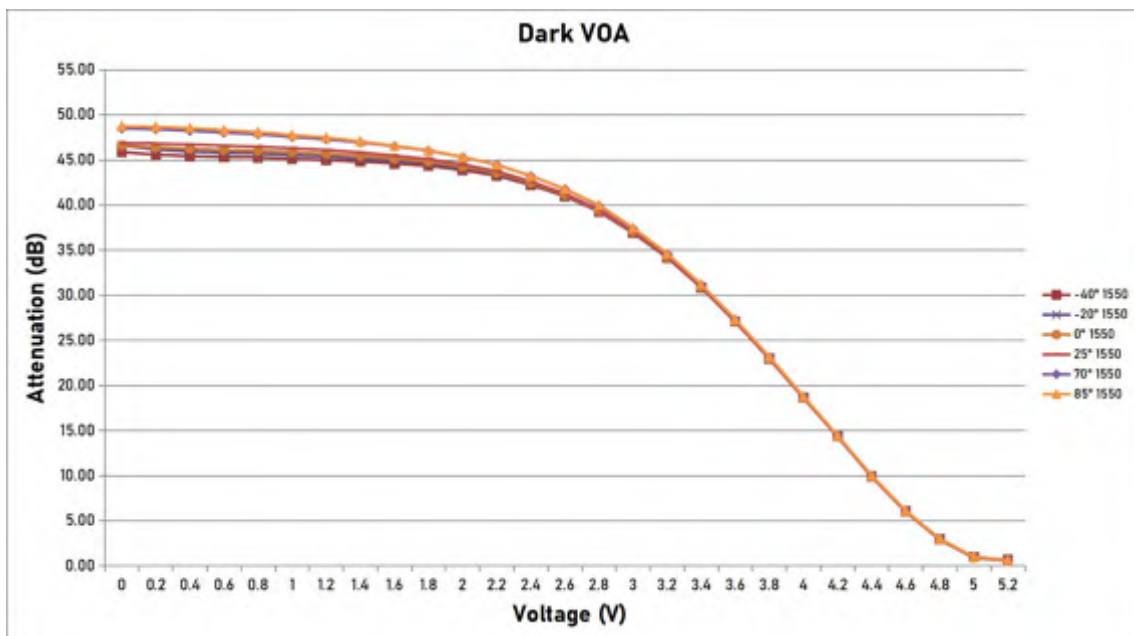
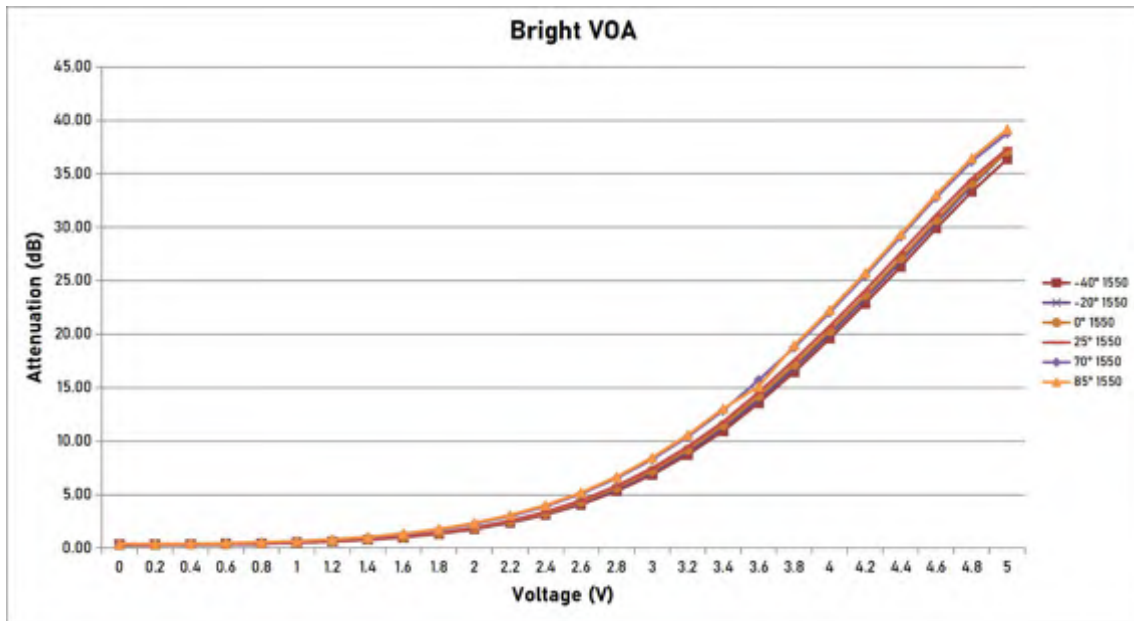
Parameters	Unit	MEMS VOA
Type		Bright or Dark
Working Wavelength	nm	1260~1620 for SM, 850/1310 for MM
Attenuation Range	dB	≥30 @5V for SM, ≥30 @30V for MM
Response Time	ms	≤8
Insertion Loss	dB	≤0.7
WDL	dB	≤0.25 @0V
Return Loss	dB	SM≥50, MM≥30
Driving Voltage	V	SM≤6.5, MM≤35
Input Optical Power	mW	≤500
Operating Temp.	°C	-20 ~ +85
Storage Temp.	°C	-40 ~ +85
Dimension	mm	Φ5.4×19

1.Within operating temperature and all SOP.

2.Excluding connector.

MEMS VOA

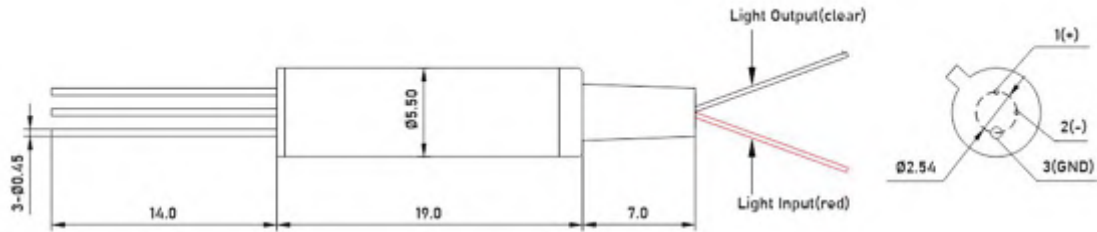
Attenuation Curve



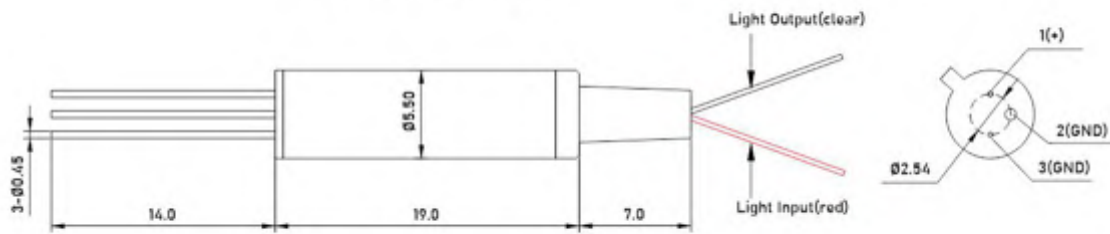
The attenuation curves of VOA at -40°C, -20°C, 0°C, 25°C, 70°C and 85°C are shown in different colors in above figure. In the figure, the X-axis is driving voltage (V), and the Y-axis is the attenuation value of VOA (dB).

MEMS VOA

Dimension



1-SM MEMS VOA



2-MM MEMS VOA

Pin Assignment

Pin No.	SM	MM
1	Anode	Anode
2	Cathode	GND
3	GND	GND

MEMS VOA

Ordering Information: MVOA-A-B-C-D-E-F

A	
Code	Wavelength
C	C Band
L	L Band
D	C&L Band
M	Multi-Mode
X	other

B	
Code	Type
B	Bright
D	Dark

C	
Code	Attenuation Range
25	min.25dB
30	min.30dB
40	min.40dB
X	other

D	
Code	Fiber Dimension
025	Φ0.25mm
09	Φ0.9mm
X	other

E	
Code	Fiber Length
05	0.5m
10	1.0m
15	1.5m
X	other

F	
Code	Connector
00	None
FP	FC/UPC
FA	FC/APC
SP	SC/UPC
SA	SC/APC
LP	LC/UPC
LA	LC/APC
MP	MPO
X	other